




All Year Round

Ideas for mixing math into seasons, holidays, and special events all year round.

Contents

Spring. Grow, bloom, and blossom as the earth comes alive. 100




Summer. Let your imagination soar while you're cooling down. 101



Fall. Celebrate the start of the school year with new friends, harvest, and Halloween. 102



Winter. Warm up with bright lights, holidays, and a happy new year. 103



Spring

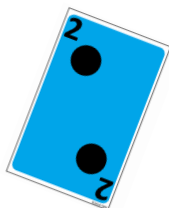
Grow, bloom, and blossom as the earth comes alive.



Games


Rabbit run

Play *Dinosaur Dash* (p. 10) with a toy rabbit for Rabbit Run, a cow for Cow Caper, or a bug for Bug Bustle.



Reuse, reduce, recycle

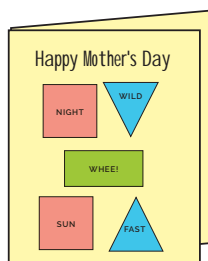
In honor of Earth Day, play *Same or Different* (p. 5) with recycled plastic bottle caps, old marker caps, or other materials you no longer need.



Projects and Crafts


Craft a card

Use shapes and words to design cards for Mother's Day, Father's Day, poetry month, or other spring holidays with *Picture Poems* (p. 50).



Get planting

Indoors or out, start with seedlings and track how they change from week to week with *Watch Me Grow* (p. 40).



Food and Water

Create a cookbook

Try the Smoothie cookbook variation of *The Counting Chef* (p. 80). Make copies of your cookbook to share with friends.

Mango smoothie for 1

1/2 cup diced mango
1/3 cup plain yogurt
1/4 cup orange juice
1 t agave syrup or honey
pinch of cinnamon



Smoothies for 2

1 banana
1 1/4 cups orange juice
1/2 cup frozen blueberries
5 frozen strawberries



Bag it

Celebrate fruits of the season by exploring their shapes, sizes, and textures with *In the Bag* (p. 78).

Good for Groups

Play outside

Got a group going outdoors? *Line Up* (p. 89) by height, hair length, or number of pockets.



Anytime, Anywhere



Act like an animal

Get down on all fours and get moving with *How Far Can You Go?* (p. 94).



Summer


Let your imagination soar while you're cooling down.



Games

Play with treasure

Collect shells, rocks, stickers, and coins on your summer adventures to use for a game of *Empty the Toy Box* (p. 14).




Spread the bounty

Make sure all the players get some treasure with *Share the Teddy Bears* (p. 4).

Projects and Crafts

Dream up a city

Build your city on the sidewalk. Use chalk to trace it with the *Try it outside* variation of *Cityscape* (p. 39).



Shrink it down to size

Create a mini castle, tower, or palace for toy animals to live in with *Towering Toothpicks* (p. 43).

Food and Water

Play at the pool

Cool off with *Fill It or Spill It* (p. 72) in a wading pool or big pool.

Pack it with sand

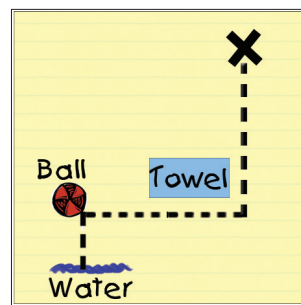
Bring some empty plastic containers to the sandbox or the beach for a sandy variation of *Water Wonders* (p. 74).



Good for Groups

Bury treasure in the sand


Hold a *Treasure Hunt* (p. 90) in the sandbox or at the beach.




Anytime, Anywhere

Look around you

Try *Seeing Shapes* (p. 96) when you're on the go: in the car, on the bus, or on a walk.



Fall



Celebrate the start of the school year with new friends, harvest, and Halloween.



Games


Learn about the group

Play the **Secret person** variation of *Secret Card* (p. 6) and get to know your group.

Stay busy as the nights get longer.

Play a different variation of *Match* (p. 2) every night of the week.

Let's match color instead of number this game!



Food and Water

Have a happy harvest

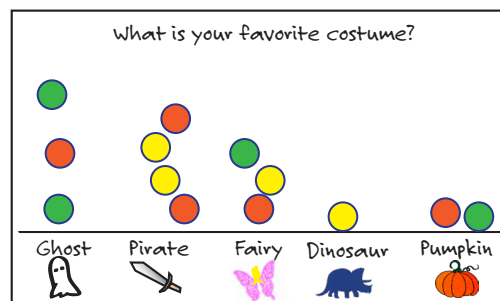
Gather pumpkin, squash, and other harvest vegetables and fruits, and predict *What's Inside?* (p. 77).



Good for Groups

Compare costumes

What's your favorite costume? Does everyone have the same favorite? Find out with *Quick Questions* (p. 85).



Projects and Crafts

Chart your growth

Find out how much you grow this school year. Make a strip of paper as tall as you are and then *Revise Your Size* (p. 34) at the end of the school year.



Make new friends

Make a friendship quilt with *Hands on the Wall* (p. 46).

Create a costume

Make a Mask (p. 41) and wear it for a costume party or for Halloween.



Anytime, Anywhere

Make a game of it

Starting the school year with new books? Explore shapes, sizes, and numbers with *What's on the Page?* (p. 95).



Winter

Warm up with bright lights, holidays, and a happy new year.




Games

Light up the night with stars in the sky

Play *Piggy Bank* (p. 8) with cutout stars or star stickers instead of pennies. For a valentine variation, play with hearts.

Celebrate 100 days or any day

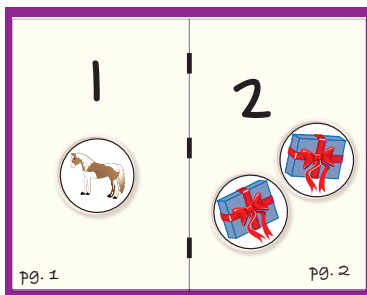
Play *Dinosaur Dash* or the variation *Dinosaur dash 100* (p. 10) on the 100th day of school or the 100th day of the year.



Projects and Crafts

Wish for a happy new year

Make a *Picture Book* (p. 37) with a wishes theme. Show your own wishes or make a wish book for someone else.



Decorate for the season

Use *Chain Challenges* (p. 42) to create paper chains for decorations. Create a color pattern in your chain and see if someone can discover it.




Food and Water

Help serve

At a party or family gathering, make sure everyone gets a fair share of a favorite treat with *One for You, One for Me* (p. 75).

Bring spring a little sooner

Let your imagination soar on a *Pretend Picnic* (p. 76). Take along your favorite fruits.



Good for Groups

Put on a show

Catch the Beat (p. 82) with a winter rhythm: jump over the ice, wave your fingers to sparkle like a snowflake, and call out brrrr! Then repeat: jump, wave, brrrr ... jump, wave, brrrr.



Anytime, Anywhere

Foretell the future

Predict something that will happen in the coming year, something that won't happen, and something that might happen with *Yes, No, Maybe* (p. 93).



