






# Barrier Game: Building Bricks Challenge



Play this game to practice your communication skills while building LEGO®! Try to get a partner to follow your instructions (words and/or pictures) to exactly recreate a hidden structure made of building bricks (e.g., LEGO®)...without peeking!

## What You Need

- 2 or more players
- 2 identical sets of building bricks (e.g., LEGO®)—you don't need a lot, just make sure each partner has the exact same set of bricks
- Folder or book to act as a barrier
- **Optional:** Barrier Game Picture Cards

## Get Ready

- **Optional:** Have the person who will give instructions first build a structure from their set of bricks ahead of time. This will allow you to get right into the game when both partners are ready to play.

## How to Play

1. Set up. The goal is to have both partners' structures look exactly the same in the end, but neither partner should be able to see the other partner's bricks during the game.

If you and your partner are in the same room, make sure there is a barrier between you so you can't see what the other person is building. A book or a folder works well.

You could also play with a friend over Zoom (or similar). Just make sure your bricks are off-camera.

2. Give step-by-step instructions to your partner about how to assemble their bricks. Use words or pictures—whatever works for you! The player with the loose bricks can ask questions for clarification as they build.

**Optional:** Have a third person join you as a “troubleshooter.” The troubleshooter is allowed to look at both sides of the barrier (the assembled structure and the one being built). They can provide “hints” when needed and/or provide guidance for how to give and/or ask clarifying questions (without giving too much away!).

3. When you think your structures will match, remove the barrier and compare or ask a third person to check.

**IF** the structures match, you’ve done it!

**IF** the structures don’t match, **THEN** put the barrier back in place and try again.

4. Switch roles and play again.